

Cost allocation comparison index (CAA)

prepared on the basis of Article 5 of the Commission Regulation (EU) 2017/460 of 16 March 2017 establishing a Network Code on Harmonised Transmission Tariff Structures for Gas

Calculating the comparison index CAA – Matrix methodology

Calculating the comparison index CAA – CWD methodology

Calculating the comparison index CAA – Matrix methodology

Calculated tariffs per variant: **Reference price I**

Entry tariffs

Entry points	Tarif [€/kWh/day]	Tariff (MAP)
Ceršak	0.10905	10.90453 cent/kWh/day
Rogatec	0.02085	2.08493 cent/kWh/day
Šempeter pri Gorici	1.89866	189.86569 cent/kWh/day
Slovenia	0.67618	67.61838 cent/kWh/day

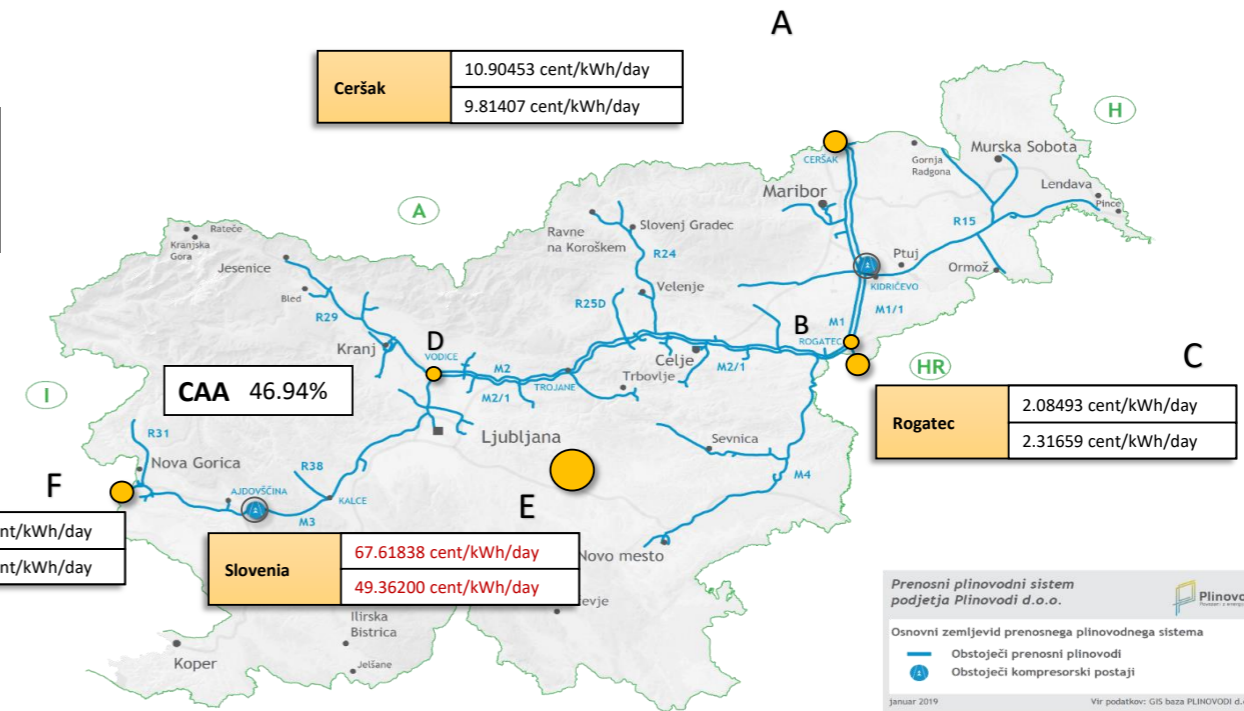
Exit tariffs

Exit points	Tarif [€/kWh/day]	Tariff (MAP)
Ceršak	0.09814	9.81407 cent/kWh/day
Rogatec	0.02317	2.31659 cent/kWh/day
Šempeter pri Gorici	2.10962	210.96188 cent/kWh/day
Slovenia	0.49362	49.36200 cent/kWh/day

Average booked capacity [kWh/day/year]			
Entry section		Exit section	
Ceršak	52,012,099	Ceršak	-
Rogatec	3,466,924	Rogatec	6,207,000
Šempeter pri Gorici	1,692,726	Šempeter pri Gorici	-
Slovenia	-	Slovenija	61,414,974

	RESULT
Ratio intra	0.21109
Ratio cross	0.13085
CAA	46.94%
justification required	YES

Šempeter pri Gorici	189.86569 cent/kWh/day
	210.96188 cent/kWh/day



Entry	Distance (km)			
	Ceršak	Rogatec	Šempeter pri Gorici	Slovenija
Ceršak	0.00	61.83	267.04	166.72
Rogatec	61.83	0.00	212.62	112.29
Šempeter pri Gorici	267.04	212.62	0.00	100.32
Slovenija	104.00	88.00	293.00	192.00

Entry points	Average distance (km) for each entry point	
	to intra exits	to cross exits
Ceršak	166.72	61.83
Rogatec	112.29	137.22
Šempeter pri Gorici	100.32	212.62
Slovenija	192.00	88.00

Entry	Capacity (kWh/d)				Total
	Ceršak	Rogatec	Šempeter pri Gorici	Slovenija	
Ceršak					52,012,099
Rogatec					3,466,924
Šempeter pri Gorici					1,692,726
Slovenija	0	6,207,000	0	61,414,974	0
Drivers for Exit Points	0	413,279,192	0	9,915,655,347	

Driver for each Entry (Intra-Use)	Driver for each Entry (Cross-Use)	Entry Cap (Intra-Use)	Entry Cap (Cross-Use)
7,730,017,790	349,143,446	46,365,270	5,646,829
347,035,429	51,650,884	3,090,528	376,396
151,377,943	39,074,286	1,508,951	183,775
0	0	0	0
Totals:		50,964,749	6,207,000

Acc. to Art 5(5)(a)

Average distance (km) for each exit point to the group of entry points			
Ceršak	Rogatec	Šempeter pri Gorici	Slovenija
129.15	66.58	263.64	161.45

Entry tariffs		Exit tariffs			
		Ceršak	Rogatec	Šempeter pri Gorici	Slovenija
		9.81407	2.31659	210.96188	49.36200
Ceršak	10.90453				
Rogatec	2.08493				
Šempeter pri Gorici	189.86569				
Slovenija	67.61838				

Capacity revenue (€)	3,941,731,399
Entry share	23%
Exit share	77%

Entry revenues	895,786,378
Exit revenues	3,045,945,021

Entry revenues dedicated for Intra	798,532,994
Entry revenues dedicated for Cross	97,253,384
Exit revenues from Intra	3,031,565,947
Exit revenues from Cross	14,379,074
Revenue for Intra	3,830,098,941
Revenue for Cross	111,632,458

Acc. to Art 5(5)(c)
Acc. to Art 5(5)(b)

Cost driver for Entry Intra	8,228,431,162
Cost driver for Exit Intra	9,915,655,347
Cost driver for Intra	18,144,086,509
Cost driver for Entry Cross	439,868,616
Cost driver for Exit Cross	413,279,193
Cost driver for Cross	853,147,808

Calculating the comparison index CAA – Matrix methodology

Calculated tariffs per variant: **Reference price II**

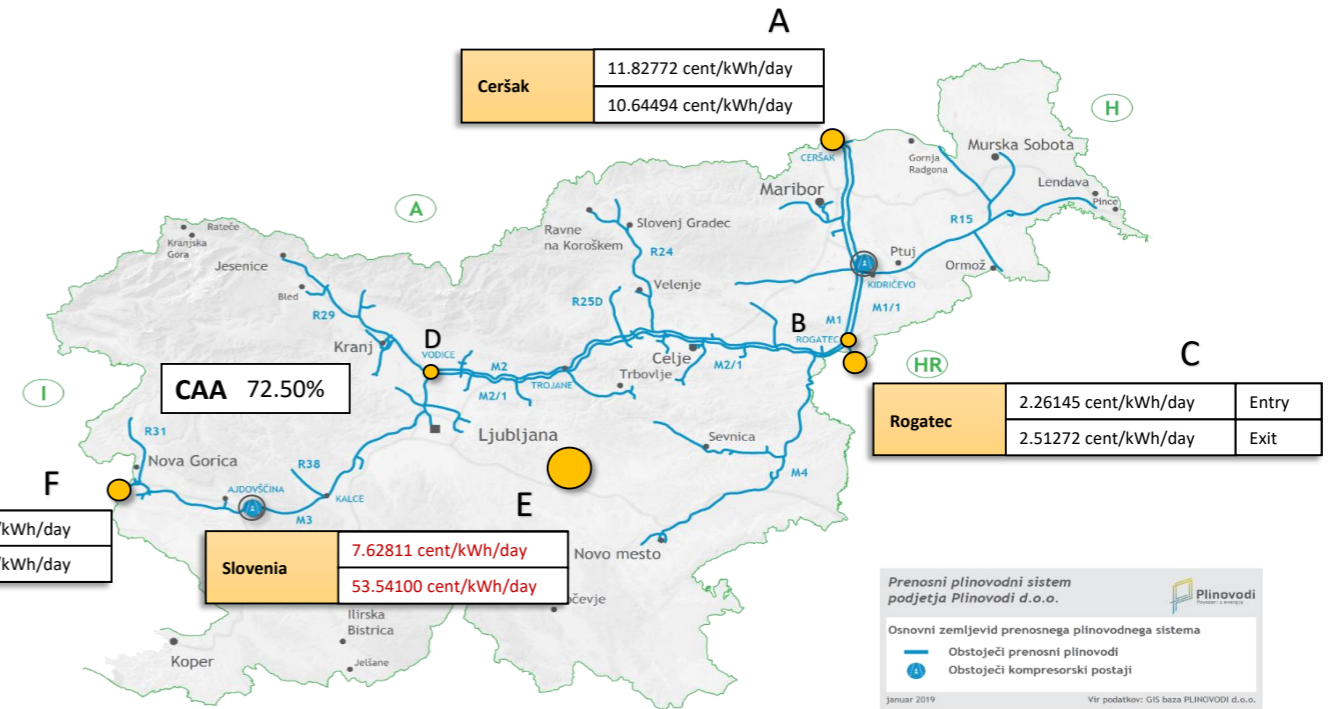
Entry tariffs		
Entry points	Tarif [€/kWh/day]	Tariff (MAP)
Ceršak	0.11828	11.82772 cent/kWh/day
Rogatec	0.02261	2.26145 cent/kWh/day
Šempeter pri Gorici	0.08795	8.79517 cent/kWh/day
Slovenia	0.07628	7.62811 cent/kWh/day

Exit tariffs		
Exit points	Tarif [€/kWh/day]	Tariff (MAP)
Ceršak	0.10645	10.64494 cent/kWh/day
Rogatec	0.02513	2.51272 cent/kWh/day
Šempeter pri Gorici	0.09772	9.77241 cent/kWh/day
Slovenia	0.53541	53.54100 cent/kWh/day

	RESULT
Ratio intra	0.21257
Ratio cross	0.09946
CAA	72.50%
justification required	YES

Average booked capacity [kWh/day/year]			
Entry section		Exit section	
Ceršak	52,012,099	Ceršak	-
Rogatec	3,466,924	Rogatec	6,207,000
Šempeter pri Gorici	1,692,726	Šempeter pri Gorici	-
Slovenia	-	Slovenija	61,414,974

Šempeter pri Gorici	8.79517 cent/kWh/day
	9.77241 cent/kWh/day



Entry	Distance (km)			
	Ceršak	Rogatec	Šempeter pri Gorici	Slovenija
Ceršak	0.00	61.83	267.04	166.72
Rogatec	61.83	0.00	212.62	112.29
Šempeter pri Gorici	267.04	212.62	0.00	100.32
Slovenia	104.00	88.00	293.00	192.00

Average distance (km) for each entry point		
Entry points	to intra exits	to cross exits
Ceršak	166.72	61.83
Rogatec	112.29	137.22
Šempeter pri Gorici	100.32	212.62
Slovenia	192.00	88.00

Entry	Capacity (kWh/d)				Total
	Ceršak	Rogatec	Šempeter pri Gorici	Slovenija	
Ceršak					52,012,099
Rogatec					3,466,924
Šempeter pri Gorici					1,692,726
Slovenia					0
Total	0	6,207,000	0	61,414,974	
Drivers for Exit Points	0	413,279,192	0	9,915,655,347	

Driver for each Entry (Intra-Use)	Driver for each Entry (Cross-Use)	Entry Cap (Intra-Use)	Entry Cap (Cross-Use)
7,730,017,790	349,143,446	46,365,270	5,646,829
347,035,429	51,650,884	3,090,528	376,396
151,377,943	39,074,286	1,508,951	183,775
0	0	0	0
Totals:		50,964,749	6,207,000

Acc. to Art 5(5)(a)

Average distance (km) for each exit point to the group of entry points			
Ceršak	Rogatec	Šempeter pri Gorici	Slovenija
129.15	66.58	263.64	161.45

Entry tariffs		Exit tariffs			
		Ceršak	Rogatec	Šempeter pri Gorici	Slovenia
		10.64494	2.51272	9.77241	53.54100
Ceršak	11.82772				
Rogatec	2.26145				
Šempeter pri Gorici	8.79517				
Slovenia	7.62811				

Capacity revenue (€)	3,941,728,208
Entry share	16%
Exit share	84%

Entry revenues	637,912,632
Exit revenues	3,303,815,576

Entry revenues dedicated for Intra	568,655,984
Entry revenues dedicated for Cross	69,256,648
Exit revenues from Intra	3,288,219,123
Exit revenues from Cross	15,596,453
Revenue for Intra	3,856,875,107
Revenue for Cross	84,853,101

Acc. to Art 5(5)(c)

Acc. to Art 5(5)(b)

Cost driver for Entry Intra	8,228,431,162
Cost driver for Exit Intra	9,915,655,347
Cost driver for Intra	18,144,086,509
Cost driver for Entry Cross	439,868,616
Cost driver for Exit Cross	413,279,193
Cost driver for Cross	853,147,808

Calculating the comparison index CAA – CWD methodology

Calculated tariffs per variant: Reference price I

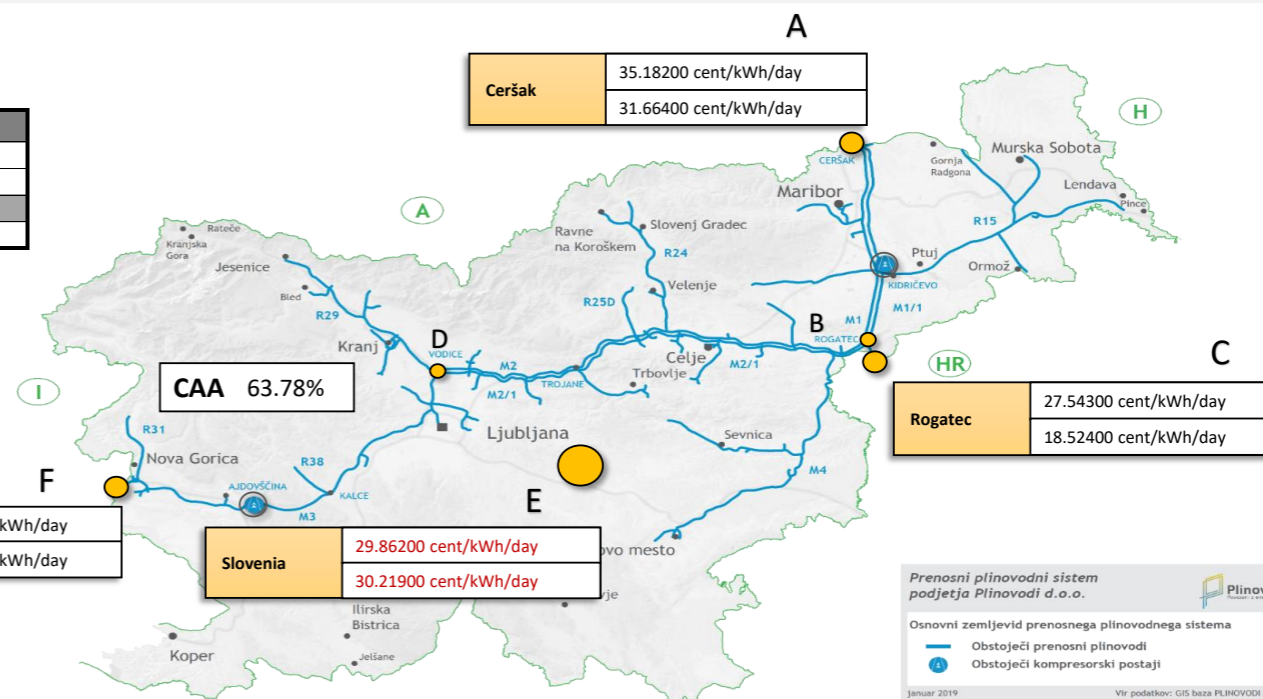
Entry points	Tarif [€/kWh/day]	Tarif [MAP]
Ceršak	0.35182 €/kWh/day	35.18200 cent/kWh/day
Rogatec	0.27543 €/kWh/day	27.54300 cent/kWh/day
Šempeter pri Gorici	0.26861 €/kWh/day	26.86100 cent/kWh/day
Slovenia	0.29862 €/kWh/day	29.86200 cent/kWh/day

Exit points	Tarif [€/kWh/day]	Tarif [MAP]
Ceršak	0.31664 €/kWh/day	31.66400 cent/kWh/day
Rogatec	0.18524 €/kWh/day	18.52400 cent/kWh/day
Šempeter pri Gorici	0.24175 €/kWh/day	24.17490 cent/kWh/day
Slovenia	0.30219 €/kWh/day	30.21900 cent/kWh/day

	RESULT
Ratio intra	0.00199
Ratio cross	0.00386
CAA	63.78%
justification required	YES

Entry section	Average booked capacity [kWh/day/year]	Exit section	Average booked capacity [kWh/day/year]
Ceršak	52,012,099	Ceršak	-
Rogatec	3,466,924	Rogatec	6,207,000
Šempeter pri Gorici	1,692,726	Šempeter pri Gorici	-
Slovenia	-	Slovenija	61,414,974

Šempeter pri Gorici	26.86100 cent/kWh/day
	24.17490 cent/kWh/day



Entry	Distance (km)			
	Ceršak	Rogatec	Šempeter pri Gorici	Slovenija
Ceršak	0.00	61.83	267.04	166.72
Rogatec	61.83	0.00	212.62	112.29
Šempeter pri Gorici	267.04	212.62	0.00	100.32
Slovenija	104.00	88.00	293.00	192.00

Entry points	Average distance (km) for each entry point	
	to intra exits	to cross exits
Ceršak	166.72	61.83
Rogatec	112.29	137.22
Šempeter pri Gorici	100.32	212.62
Slovenija	192.00	88.00

Entry	Capacity (kWh/d)				Total
	Ceršak	Rogatec	Šempeter pri Gorici	Slovenija	
Ceršak					52,012,099
Rogatec					3,466,924
Šempeter pri Gorici					1,692,726
Slovenia					0
Total	0	6,207,000	0	61,414,974	
Drivers for Exit Points	0	413,279,192	0	9,915,655,347	

Driver for each Entry (Intra-Use)	Driver for each Entry (Cross-Use)	Entry Cap (Intra-Use)	Entry Cap (Cross-Use)
7,730,017,790	349,143,446	46,365,270	5,646,829
347,035,429	51,650,884	3,090,528	376,396
151,377,943	39,074,286	1,508,951	183,775
0	0	0	0
Totals:		50,964,749	6,207,000

Acc. to Art 5(5)(a)

Exit	Average distance (km) for each exit point to the group of entry points			
	Ceršak	Rogatec	Šempeter pri Gorici	Slovenija
Ceršak	129.15	66.58	263.64	161.45

Entry tariffs		Exit tariffs			
		Ceršak	Rogatec	Šempeter pri Gorici	Slovenia
		0.31664	0.18524	0.24175	0.30219
Ceršak	0.35182				
Rogatec	0.27543				
Šempeter pri Gorici	0.26861				
Slovenia	0.29862				

Capacity revenue (€)	39,417,250
Entry share	50%
Exit share	50%

Entry revenues	19,708,475
Exit revenues	19,708,776

Entry revenues dedicated for Intra	17,568,773
Entry revenues dedicated for Cross	2,139,702
Exit revenues from Intra	18,558,991
Exit revenues from Cross	1,149,785
Revenue for Intra	36,127,764
Revenue for Cross	3,289,487

Acc. to Art 5(5)(c)
Acc. to Art 5(5)(b)

Cost driver for Entry Intra	8,228,431,162
Cost driver for Exit Intra	9,915,655,347
Cost driver for Intra	18,144,086,509
Cost driver for Entry Cross	439,868,616
Cost driver for Exit Cross	413,279,193
Cost driver for Cross	853,147,808

Calculating the comparison index CAA – CWD methodology

Calculated tariffs per variant: Reference price II

Entry tariffs

Entry points	Tarif [€/kWh/day]	Tariff (MAP)
Ceršak	0.11258 €/kWh/day	11.25800 cent/kWh/day
Rogatec	0.08814 €/kWh/day	8.81400 cent/kWh/day
Šempeter pri Gorici	0.08595 €/kWh/day	8.59500 cent/kWh/day
Slovenia	0.09556 €/kWh/day	9.55600 cent/kWh/day

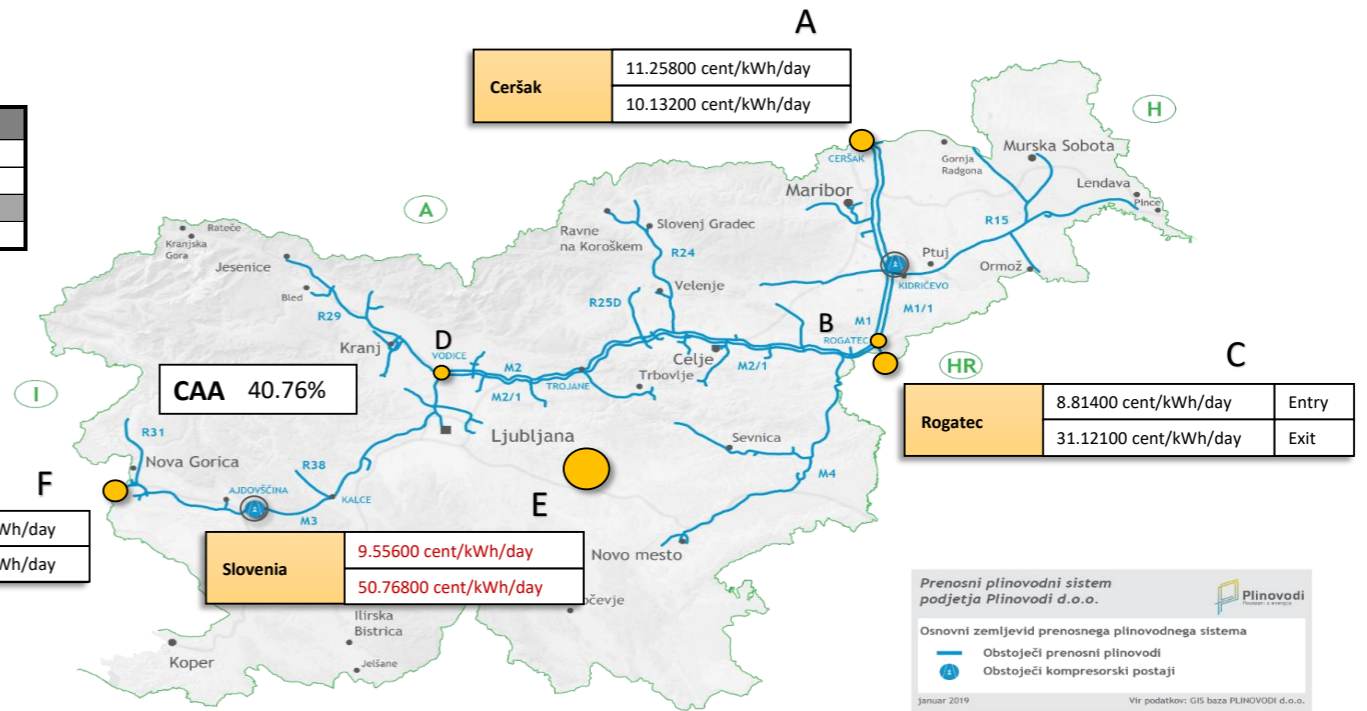
Exit tariffs

Exit points	Tarif [€/kWh/day]	Tariff (MAP)
Ceršak	0.10132 €/kWh/day	10.13200 cent/kWh/day
Rogatec	0.31121 €/kWh/day	31.12100 cent/kWh/day
Šempeter pri Gorici	0.07736 €/kWh/day	7.73500 cent/kWh/day
Slovenia	0.50768 €/kWh/day	50.76800 cent/kWh/day

	RESULT
Ratio intra	0.00203
Ratio cross	0.00307
CAA	40.76%
justification required	YES

Average booked capacity [kWh/day/year]			
Entry section		Exit section	
Ceršak	52,012,099	Ceršak	-
Rogatec	3,466,924	Rogatec	6,207,000
Šempeter pri Gorici	1,692,726	Šempeter pri Gorici	-
Slovenia	-	Slovenija	61,414,974

Šempeter pri Gorici	8.59500 cent/kWh/day
	7.73550 cent/kWh/day



Entry	Distance (km)			
	Ceršak	Rogatec	Šempeter pri Gorici	Slovenija
Ceršak	0.00	61.83	267.04	166.72
Rogatec	61.83	0.00	212.62	112.29
Šempeter pri Gorici	267.04	212.62	0.00	100.32
Slovenija	104.00	88.00	293.00	192.00

Entry points	Average distance (km) for each entry point	
	to intra exits	to cross exits
Ceršak	166.72	61.83
Rogatec	112.29	137.22
Šempeter pri Gorici	100.32	212.62
Slovenija	192.00	88.00

Entry	Capacity (kWh/d)				Total
	Ceršak	Rogatec	Šempeter pri Gorici	Slovenija	
Ceršak					52,012,099
Rogatec					3,466,924
Šempeter pri Gorici					1,692,726
Slovenija					0
Total	0	6,207,000	0	61,414,974	
Drivers for Exit Points	0	413,279,192	0	9,915,655,347	

Driver for each Entry (Intra-Use)	Driver for each Entry (Cross-Use)	Entry Cap (Intra-Use)	Entry Cap (Cross-Use)
7,730,017,790	349,143,446	46,365,270	5,646,829
347,035,429	51,650,884	3,090,528	376,396
151,377,943	39,074,286	1,508,951	183,775
0	0	0	0
Totals:		50,964,749	6,207,000

Acc. to Art 5(5)(a)

Average distance (km) for each exit point to the group of entry points			
Ceršak	Rogatec	Šempeter pri Gorici	Slovenija
129.15	66.58	263.64	161.45

Entry tariffs		Exit tariffs			
		Ceršak	Rogatec	Šempeter pri Gorici	Slovenia
		0.10132	0.31121	0.07736	0.50768
Ceršak	0.11258				
Rogatec	0.08814				
Šempeter pri Gorici	0.08595				
Slovenia	0.09556				

Capacity revenue (€)	39,417,421
Entry share	16%
Exit share	84%

Entry revenues	6,306,587
Exit revenues	33,110,834

Entry revenues dedicated for Intra	5,621,896
Entry revenues dedicated for Cross	684,691
Exit revenues from Intra	31,179,154
Exit revenues from Cross	1,931,680
Revenue for Intra	36,801,050
Revenue for Cross	2,616,371

Acc. to Art 5(5)(c)

Acc. to Art 5(5)(b)

Cost driver for Entry Intra	8,228,431,162
Cost driver for Exit Intra	9,915,655,347
Cost driver for Intra	18,144,086,509
Cost driver for Entry Cross	439,868,616
Cost driver for Exit Cross	413,279,193
Cost driver for Cross	853,147,808